

SAFETY AND SCHOOL ENVIRONMENT

Safe and Orderly School Features

Your School	does	does not
• allows after-school programs	<input checked="" type="checkbox"/>	<input type="checkbox"/>
• requires student uniforms	<input type="checkbox"/>	<input checked="" type="checkbox"/>
• encourages community programs in school building.	<input checked="" type="checkbox"/>	<input type="checkbox"/>
• conducts home visits	<input checked="" type="checkbox"/>	<input type="checkbox"/>
• has a closed campus	<input checked="" type="checkbox"/>	<input type="checkbox"/>
• requires parental conferences	<input checked="" type="checkbox"/>	<input type="checkbox"/>

Safety and Discipline

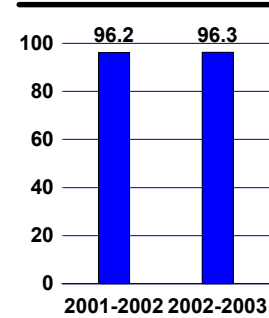
Safe schools are a top priority for parents, teachers, and communities. Your school's safety and discipline record for the 2002-2003 school year is:

Type of Incident	Number of Incidents Reported	Action Taken				
		In School Suspension	Out of School Suspension	Expulsion	Referred to Law Enforce.	Other
Substance Abuse - Drugs						
Substance Abuse - Alcohol						
Substance Abuse - Tobacco						
Assaults/Fights						
Habitually Disruptive Students						
Dangerous Weapons						
Other Violations of Code of Conduct	6		6			

Student Attendance and Time Spent in Classroom

2002-2003	Your School
Length of School Year	171 days
Enrollment	473
Average Daily Attendance	455
Student Dropouts	N/A
Students Per Total Staff	9.4
Annual Number of Teacher Days Scheduled without Student Contact	16

Attendance Rate



Student Information Over Time

	2000-2001	2001-2002	2002-2003
Student Average Daily Attendance	96.5%	96.2%	96.3%
Student Dropouts	N/A	N/A	
Safety and Discipline Total Incidents Reported	45	7	6
Student Enrollment Stability		98.2%	98.3%
Students Eligible for Free Lunch		68	65

OVERALL ACADEMIC PERFORMANCE RATINGS

- Excellent
- High
- Average
- Low
- Unsatisfactory

SCHOOL IMPROVEMENT RATINGS

- Significant Improvement
- Improvement
- Stable
- Decline
- Significant Decline

N/R - Data not reported to State

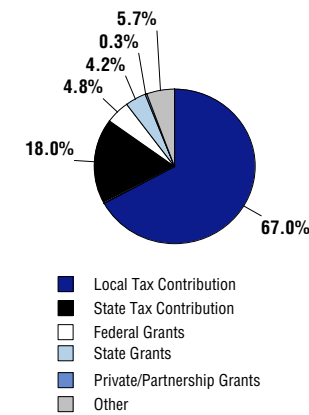
TAXPAYERS' REPORT

Sources of School District Revenue 2002

Local Tax Contribution	\$131,004,199
State Tax Contribution	35,208,947
Federal Grants	9,326,808
State Grants	8,242,357
Private/Partnership Grants	632,278
Other Discretionary Income	11,061,282
Total School Dist Revenue	\$195,475,871

Total 2002 District Revenue Per Pupil = \$7,316

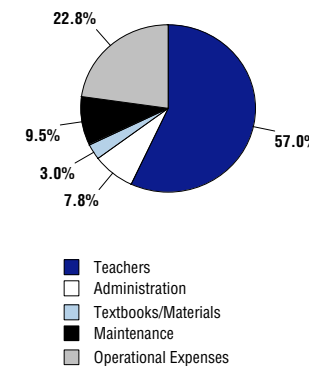
District Source of Funds 2002



District Use of Funds 2002

Teachers	\$110,352,558
Administration	15,088,959
Building & Facilities Maintenance	18,327,805
Operational Expenses	44,098,479
Textbooks/Materials	5,799,091
Total	\$193,666,892

District Use of Funds 2002



District Debt and Capital Construction & Equipment

Total Outstanding Bonded Debt	\$159,500,000
Average Annual Percentage Interest Rate on Debt	4.82%
Amount Raised from Most Recent Bond	\$63,655,000
Amount Spent on New Buildings During Last 2 Years	\$38,544,495

Voter Approved Funding Changes

Your community did / did not hold an election in November 2001.

The following items have been approved by voters:

TABOR Override

Bond

Mill Levy Increase

Crest View Elementary School

1897 Sumac Avenue . Boulder, CO 80304 . 303-443-6363
0480 / 1996

For more information and further details about this report, visit www.state.co.us/schools
Colorado Department of Education . 201 East Colfax Ave. Denver, CO 80203

10/21/2003

CREST VIEW ELEMENTARY SCHOOL

BOULDER VALLEY RE 2

School Accountability Report 2002-2003 School Year

School Performance Summary

Overall Academic Performance

Excellent

Academic Improvement:

Improvement

Winner of a John Irwin School of Excellence Award for the 2002-2003 School Year

How Crest View Elementary School Compares To Nearby Elementary Schools

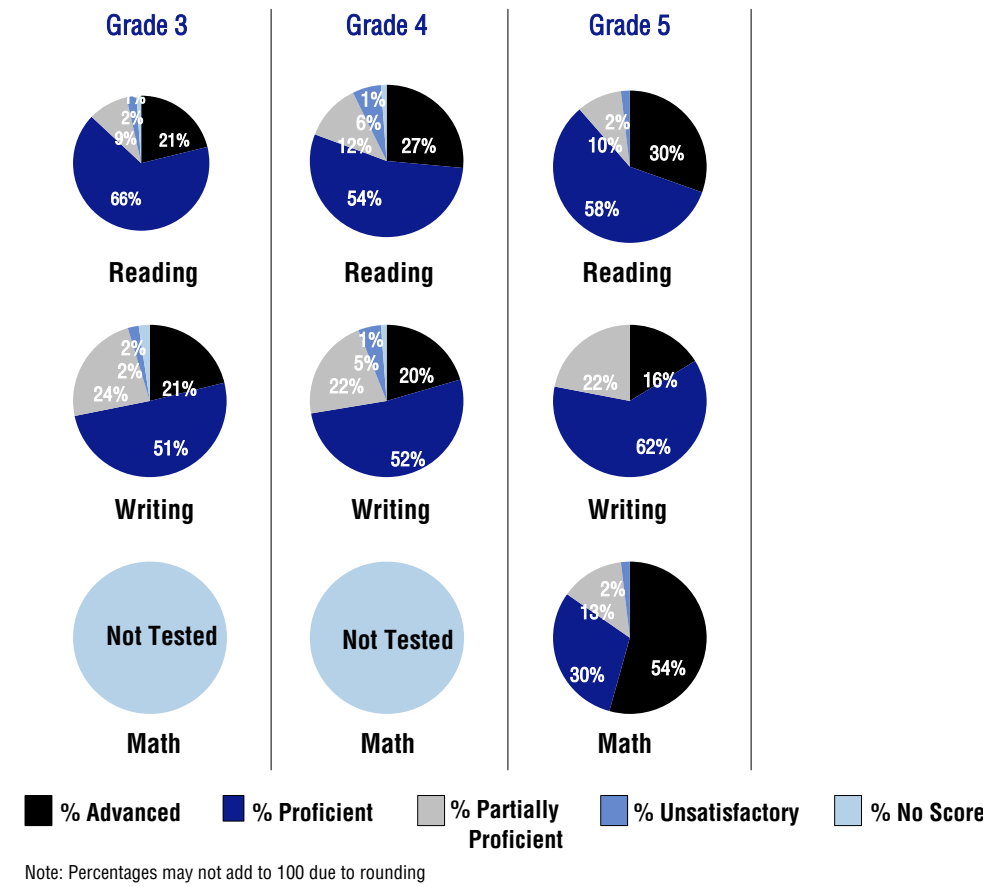
School	Academic Performance
Foothill Elementary School	Excellent
Columbine Elementary School	Low
Washington Bilingual Elementary School	Low
Whittier Elementary School	High
Mapleton Elementary School	High
Flatirons Elementary School	Excellent
University Hill Elementary School	Low
Community Montessori School	Excellent
Eisenhower Elementary School	Excellent
High Peaks Elementary School	Excellent

For more information on additional schools, visit
www.state.co.us/schools

STUDENT PERFORMANCE

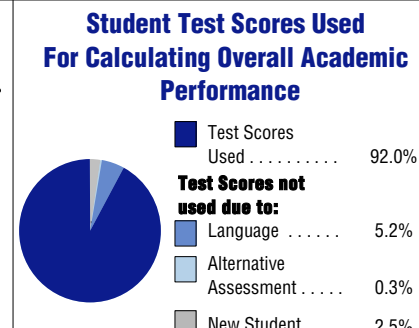
Colorado students are assessed once a year in order to measure their performance on state academic content standards, using the Colorado Student Assessment Program (CSAP). The chart below shows the results for grades 3 - 5 in the subject areas for reading, writing and math for all students tested.

CSAP 2003 Spring



Percent of Students Scoring Proficient and Advanced

	Your School	District	State
Grade 3-5 Reading	85%	79%	67%
Grade 3-5 Writing	74%	66%	54%
Grade 3-5 Math	84%	70%	56%



Each school in the State received a rating of "Excellent", "High", "Average", "Low", or "Unsatisfactory" for student academic performance in school year 2002-2003 using the CSAP results printed above. Every student in this school who took these tests was included in the calculation used to assign a rating, except for students who do not speak English, whose special needs require that they spend less than 45% of their time in a regular classroom, or who enrolled in the public school after February 1 of this school year. Your school's rating was determined by the percentage of students performing in each of the Advanced, Proficient, Partially Proficient, and Unsatisfactory levels. These percentages were weighted and combined across grade levels and academic areas. These weights reward performance at the Advanced and Proficient levels over performance at the Partially Proficient and Unsatisfactory levels. The ratings were assigned after calculating the weighted total for each academic area and grade level for each school and comparing this school to all other elementary schools for the 2002-2003 school year.

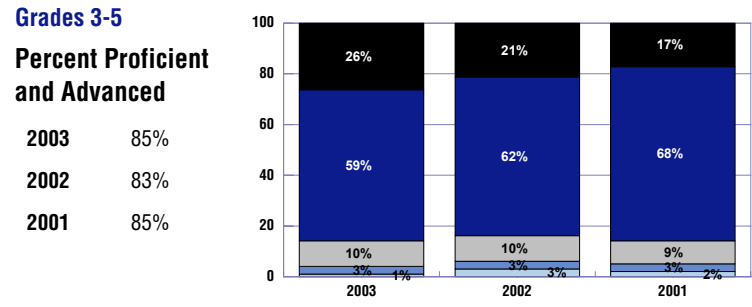
Overall Academic Performance for the 2002-2003 school year **Excellent**

SCHOOL HISTORY

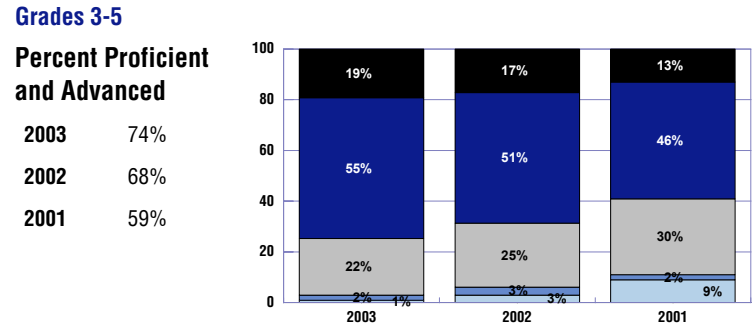
	2002-2003	2001-2002	2000-2001
Overall Academic Performance	Excellent	High	High
School Improvement	Improvement	Stable	

Each school receives a school improvement rating of Significant Improvement, Improvement, Stable, Decline, or Significant Decline. This rating is based upon the change in student academic performance from the previous year. Each school can improve its rating next year by improving student performance on the 2003-2004 CSAP.

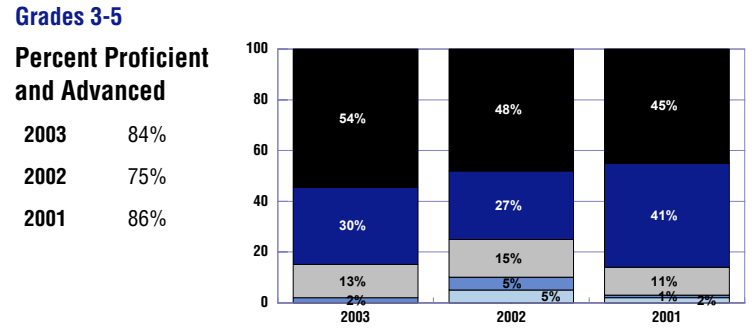
Reading Proficiency Levels



Writing Proficiency Levels



Math Proficiency Levels



Overall Academic Performance for the 2002-2003 school year **Excellent**

Note: Percentages may not add to 100 due to rounding

ABOUT OUR STAFF

School Employment

Each year, your district reports to the Colorado Department of Education on the number of adults who work in your school, as well as the type of work they do. Last year, your school employed:

	Your School		District	
	Full Time	Part Time	Full Time	Part Time
Teachers	24	11	1,520	340
Paraprofessionals	2	13	190	697
Administrators	1	0	118	13
Other Professionals*	4	0	221	152
School Support	4	6	583	317
Total Staff	63		4,025	

* School counselors and librarians are included in the Other Professionals category. Your school employed 0/0 FT/PT counselor(s) and 1/0 FT/PT librarian(s) last year.

Students per Teacher Ratio

	Student Enrollment	Students per Teacher
Grade 1	74	15.5
Grade 2	66	13.8
Grade 3	88	16.7
Grade 4	85	16.1
Grade 5	104	18.0

Professional Experience of Teachers

	Your School	District
Average years of teaching experience	15	12
Percent of teachers teaching the subject in which they received their degree(s)	N/A	N/A
Teachers' average days absent	2.4%	2.6%
Number of teachers who left school/district last year	4	208
Teachers with tenure	31	1,384
Teachers without tenure	4	476
Number of professional development days	9	7

Salaries

	Your School	District	State
Average Teacher Salary	\$54,619	\$48,952	\$42,680
Average Administrator Salary	\$87,983	\$78,794	\$72,481

Principal: Ned Levine
 Number of years as Principal at this school: **4**
 Number of years as Principal at any school: **16**

Crest View Elementary School

1897 Sumac Avenue . Boulder, CO 80304 . 303-443-6363

For more information and further details about this report, visit www.state.co.us/schools
 Colorado Department of Education . 201 East Colfax Ave. Denver, CO 80203

N/R - Data not reported to State